


12 Bar Blues Beginner Course

Using Chords

Guitar Corner Academy


In this chart you will notice that there is no rhythm indicated on the musical staff. When you come across this type of notation you are free to use any rhythm that you feel is appropriate. There is an assumption that the reader is familiar with the style of the piece and that he/she can add an appropriate feel. In our case we will stick with the rhythms outlined in the lesson.

A7




Musical staff with treble clef and key signature of three sharps (F#, C#, G#). The staff contains four measures of diagonal slashes. Below the staff is a guitar tablature with four measures. The fret numbers for the strings (T, A, B) are: Measure 1: T=0, A=2, B=0; Measure 2: T=0, A=2, B=0; Measure 3: T=0, A=2, B=0; Measure 4: T=0, A=2, B=0.

D7




A7




Musical staff with treble clef and key signature of three sharps (F#, C#, G#). The staff contains four measures of diagonal slashes. Below the staff is a guitar tablature with four measures. The fret numbers for the strings (T, A, B) are: Measure 1: T=2, A=1, B=0; Measure 2: T=2, A=1, B=0; Measure 3: T=0, A=2, B=0; Measure 4: T=0, A=2, B=0.


E7



D7



A7



(E7)

Musical staff with treble clef and key signature of three sharps (F#, C#, G#). The staff contains four measures of diagonal slashes. Below the staff is a guitar tablature with four measures. The fret numbers for the strings (T, A, B) are: Measure 1: T=0, A=1, B=0; Measure 2: T=2, A=1, B=0; Measure 3: T=0, A=2, B=0; Measure 4: T=0, A=1, B=0.